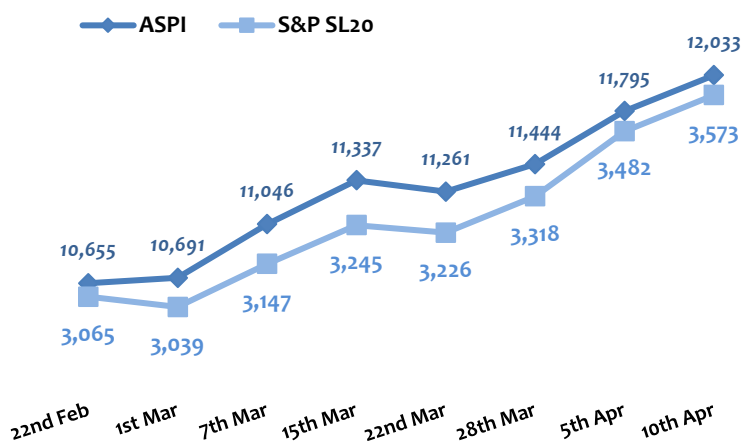


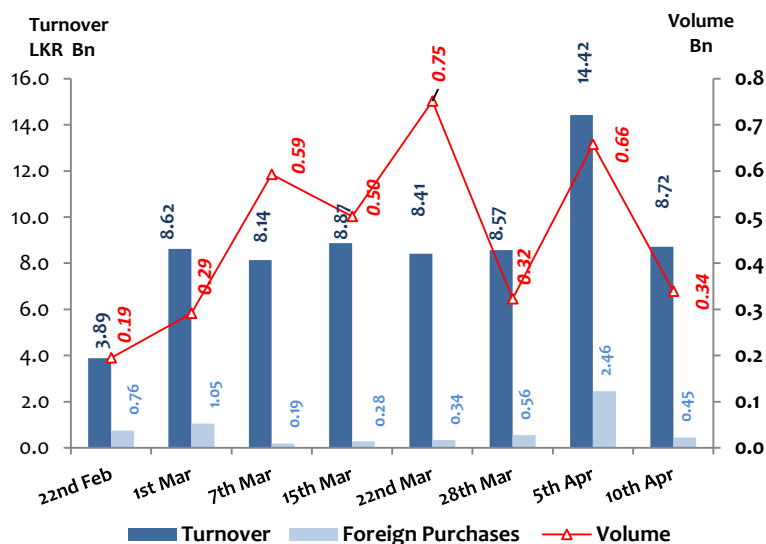
## Market Statistics.

Index	10th Apr	5th Apr	Change	% Change
ASPI	12,033.1	11,795.5	↑ 237.6	↑ 2.01%
S&P SL20	3,572.7	3,481.5	↑ 91.1	↑ 2.62%
Market Statistics (Mn)		10th Apr	5th Apr	% Change
Turnover (LKR)		8,717.3	14,419.4	↓ -40%
Domestic Purchases		8,266.7	11,956.0	↓ -31%
Domestic Sales		8,347.6	12,809.9	↓ -35%
Foreign Purchases		450.6	2,463.3	↓ -82%
Foreign Sales		369.7	1,609.4	↓ -77%
<b>Net Foreign Flow</b>		<b>80.9</b>	<b>853.9</b>	<b>↓ -91%</b>
Share Volume (No.)		339.1	657.2	↓ -48%
Market Cap (Rs. Bn)		4,697	4,604	↑ 2.0%
PER		10.23	10.03	↑ 2.0%
PBV		1.02	1.00	↑ 2.0%

## Market Indices.



## Turnover, Volume and Foreign Purchase.



## Performance of the Market

- Monday – Bourse opened on a bullish note, fueled by optimism surrounding progress on external debt restructuring and a potential credit rating upgrade. Banks remained in demand, with increased participation from retail investors (27%). ASPI gained 125 points (+1.1%). S&P SL20 gained 62 points (+1.8%). Turnover 3,203Mn.
- Tuesday – Bourse opened sluggishly, weighed down by post-dividend profit-taking and the lingering effects of the festive season. However, activity picked up in the second half, fueled by fresh buying interest in banking and manufacturing sectors. ASPI gained 42 points (+0.4%). S&P SL20 gained 3 points (+0.1%). Turnover 2,550Mn.
- Wednesday – Reaching a two-year high, the Bourse opened with a surge in turnover, fueled by a large off-market deal involving SAMP at market price. This deal triggered fresh buying interest in the sector. Festive holidays dampened retail activity. Although some profit-taking emerged in banks towards the close, buying interest remained positive across other sectors. ASPI gained 71 points (+0.6%). S&P SL20 gained 26 points (+0.7%). Turnover 2,964Mn.
- Thursday – CSE will be closed for Ramazan Festival Day.
- Friday – CSE will be closed for Traditional New Year.
- During the week – ASPI range was 11,793 – 12,050 points while average daily turnover increased by 1% to 2.91Bn from 2.88Bn in the previous.

## Sectoral Overview (GICS)

- Banks sector stood on top providing LKR 3,690Mn capturing 42% of the week's total turnover.
- Capital Goods and Diversified Financials sectors stood second and third providing LKR 1,271Mn and LKR 1,203Mn respectively to the aggregated turnover.

## Government securities

- **T-Bond Auction:** CB accepted bids for the subscription of the entirety of offered LKR 25Bn, LKR 25 & LKR 35Bn each in Dec 2026 – 11.25%, Sep 2029 - 11.00% and Oct 2032- 9% Bonds at **average Yields of 11.44%, 12.37 and 12.51%** respectively.
- **Weekly T-Bill Auction:** CB accepted 25Bn for 3 - months (offer 25Bn), 20Bn for 6 months (offer 20Bn), and 13.2Bn for 1 year (offer 20Bn). Accordingly, LKR 58.2Bn (90%) of the LKR 65Bn issue was subscribed at **Average Yields of 10.10%, 10.27%, and 10.27% changed by -1, -3 and -1 basis points respectively.**

## Weekly Market Highlights & Statistics

### Highest Turnover

Company Name	Share Vol.	Turnover (LKR)	Low (LKR)	High (LKR)	Cur.Week Close	Prv.Week Close	Change (LKR)	Change
SAMPATH BANK PLC	27,082,973	2,178,072,721	78.50	81.70	81.00	78.00	3.00	3.8%
AMBEON CAPITAL PLC	48,999,742	445,559,694	8.70	10.30	10.10	8.60		0.0%
COMMERCIAL BANK OF CEYLON	3,854,535	422,954,806	106.25	112.25	111.50	105.25	6.25	5.9%
LOLC HOLDINGS PLC	940,587	383,839,188	23.00	24.20	24.00	22.90	1.10	4.8%
JOHN KEELLS HOLDINGS PLC	1,457,447	291,635,608	198.00	201.00	200.75	199.00	1.75	0.9%
HATTON NATIONAL BANK PLC	1,390,945	279,761,094	195.75	205.50	203.50	200.00	3.50	1.8%

### Highest Volume

Company Name	Share Vol.	Turnover (LKR)	Low (LKR)	High (LKR)	Cur.Week Close	Prv.Week Close	Change (LKR)	Change
AMBEON CAPITAL PLC	48,999,742	445,559,694	8.70	10.30	10.10	8.60	1.50	17.4%
SAMPATH BANK PLC	27,082,973	2,178,072,721	78.50	81.70	81.00	78.00	3.00	3.8%
BROWNS INVESTMENTS PLC	19,733,568	108,538,047	5.20	5.70	5.60	5.30	0.30	5.7%
LOLC FINANCE PLC	14,910,287	84,752,361	5.50	5.90	5.80	5.40	0.40	7.4%
LANKA CREDIT AND BUSINESS	10,936,077	25,409,977	2.20	2.50	2.40	2.20	0.20	9.1%
PAN ASIA BANKING CORP.	8,722,532	205,128,641	23.00	24.20	24.00	22.90	1.10	4.8%

### Top Gainers

Company Name	VWA Week Close	Change (LKR)	Change %	Turnover (LKR)
AMBEON CAPITAL	10.10	1.50	17.4	445,559,691
CEYLON BEVERAGE	1,550.00	200.50	14.9	215,445
COLOMBO LAND	20.60	2.50	13.8	3,998,825
PEOPLE'S MERCH	5.40	0.60	12.5	533,309
COOP INSURANCE	2.80	0.30	12.0	7,321,793

### Top Losers

Company Name	VWA Week Close	Change (LKR)	Change %	Turnover (LKR)
ASIA ASSET [P]	12.10	(3.00)	(19.9)	3,025
FIRST CAPITAL	30.40	(5.50)	(15.3)	131,413,040
RADIANT GEMS	98.90	(9.60)	(8.9)	536,567
CITRUS HIKKADUWA	4.10	(0.30)	(6.8)	477,575
MERC. SHIPPING	170.00	(10.50)	(5.8)	24,922

### Crossings

Name	Symbol	Avg Price	Trades	T.Volume	Turnover
SAMPATH BANK PLC	SAMP.N0000	80.17	3	18,000,000	1,443,000,000
AMBEON CAPITAL PLC	TAP.N0000	9.00	6	39,400,000	354,600,000
LOLC HOLDINGS PLC	LOLC.N0000	410.00	5	250,000	101,750,000
HAYLEYS FABRIC PLC	MGT.N0000	40.50	3	1,500,000	60,750,000
HAYLEYS PLC	HAYL.N0000	88.50	1	500,000	44,250,000
HEMAS HOLDINGS PLC	HHL.N0000	82.00	1	500,000	41,000,000
HATTON NATIONAL BANK PLC	HNB.N0000	200.50	1	150,000	30,075,000
CEYLON COLD STORES PLC	CCS.N0000	55.00	1	500,000	27,500,000
LANKA ALUMINIUM INDUSTRIES PLC	LALU.N0000	25.50	1	1,000,000	25,500,000
NAT. DEV. BANK	NDB.N0000	77.00	1	300,000	23,100,000
ACCESS ENGINEERING PLC	AEL.N0000	23.00	1	1,000,000	23,000,000
COMMERCIAL BANK	COMB.N0000	109.00	1	205,000	22,345,000
PAN ASIA	PABC.N0000	23.30	1	903,738	21,057,095
LOLC HOLDINGS PLC	LOLC.N0000	405.00	1	50,000	20,250,000
<b>Total</b>			<b>27</b>	<b>64,258,738</b>	<b>2,238,177,095</b>
As a percentage of total Turnover					26%

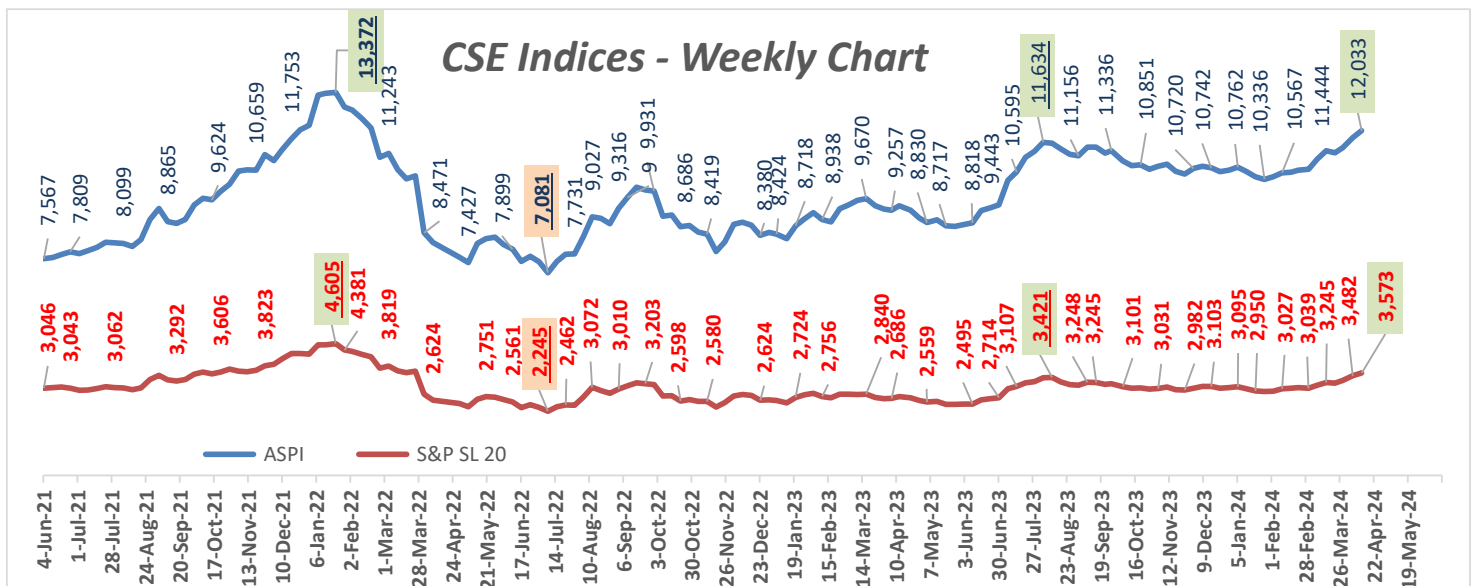
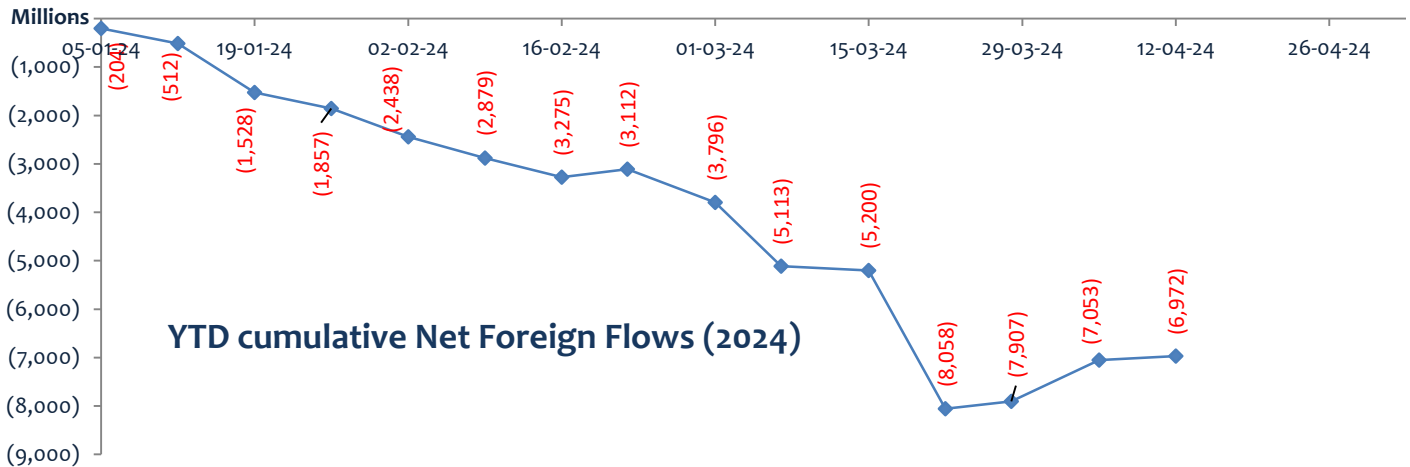
## Foreign Transactions.

Company Name	Avg Price	Net change in Qty	Net Foreign Inflow
SAMPATH (+)	80.88	1,136,130	91,841,668
COMMERCIAL BANK (+)	110.38	767,227	84,718,935
AHOT PROPERTIES	70.00	934,265	65,398,562
AMBEON CAPITAL	9.02	5,301,722	47,607,006
L O L C HOLDINGS	405.00	49,946	20,227,851
VALLIBEL FINANCE	42.65	294,638	12,565,769
BROWNS INVSTMNTS	5.53	1,445,995	7,989,667
DOLPHIN HOTELS	35.40	173,012	6,125,000
HAYLEYS FABRIC	40.51	148,972	6,034,432
RESUS ENERGY	18.30	316,741	5,796,368

Company Name	Avg Price	Net change in Qty	Net Foreign Outflow
LANKA ALUMINIUM	25.80	(5,036,481)	(129,923,780)
COLD STORES	54.60	(728,173)	(39,757,526)
PAN ASIA BANK (+)	23.74	(1,222,114)	(29,014,646)
COMMERCIAL BANK[X]	91.15	(164,249)	(14,970,594)
LMF	27.80	(409,332)	(11,381,439)
PGP GLASS	29.10	(334,472)	(9,733,142)
LION BREWERY	999.33	(8,961)	(8,955,000)
ASIA SIYAKA	4.60	(1,293,906)	(5,951,966)
HNB (+)	200.59	(28,690)	(5,834,341)
HNB[X.0000] (+)	164.2	(28,398)	(4,664,220)

### Foreign Participation

- **Aggregate foreign purchase** for the Week totaled up to **LKR 451Mn.**
- **Foreign sales** for the Week amounted to **LKR 370Mn.**
- **Net foreign inflow** for the Week was **LKR 81Mn**, YTD net foreign outflow presently stands at **LKR 6,972Mn.**
- **SAMP** notched the “Top Net Purchasers” slot with a net inflow of **LKR 91.8Mn** whilst **LALU** notched the “Top net Sellers” slot with a net outflow of **LKR 130Mn.**



## Summary of Key Announcements during the week

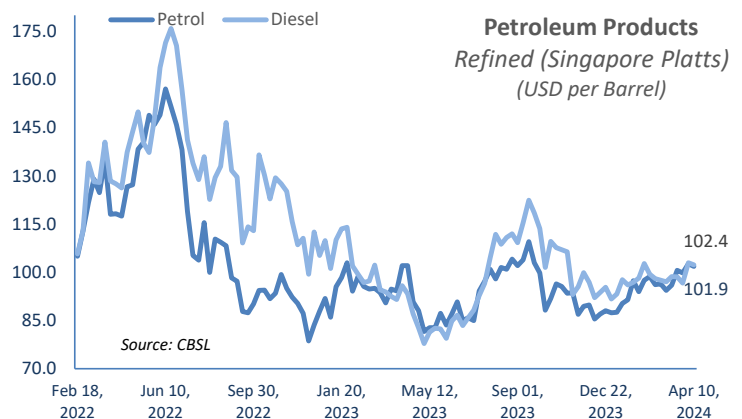
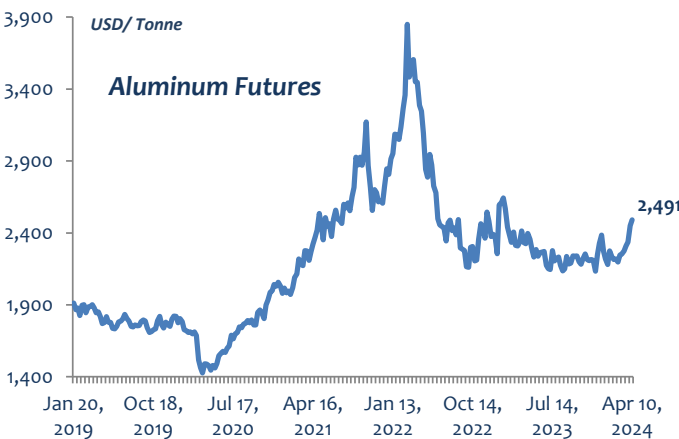
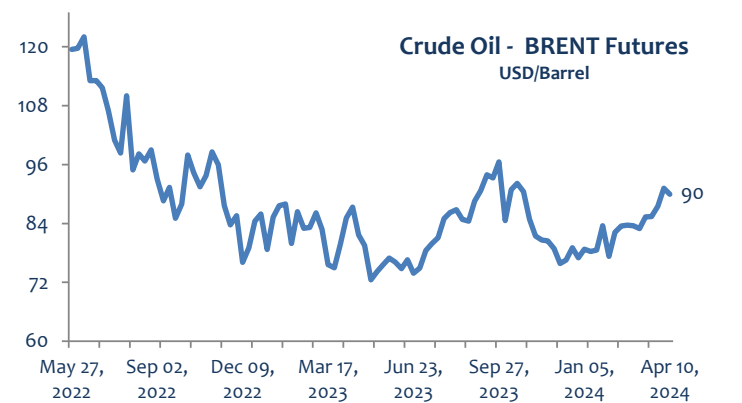
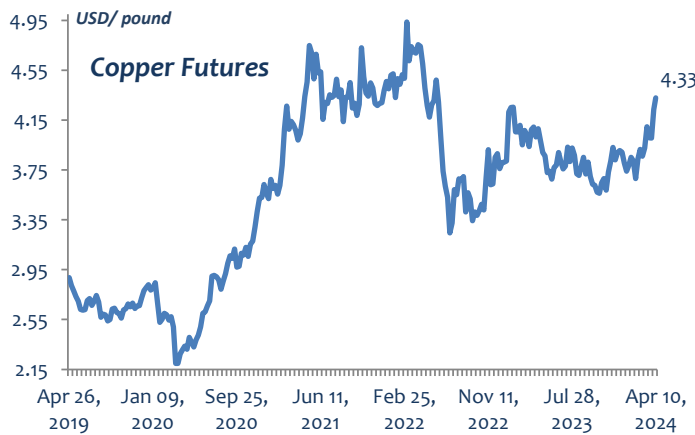
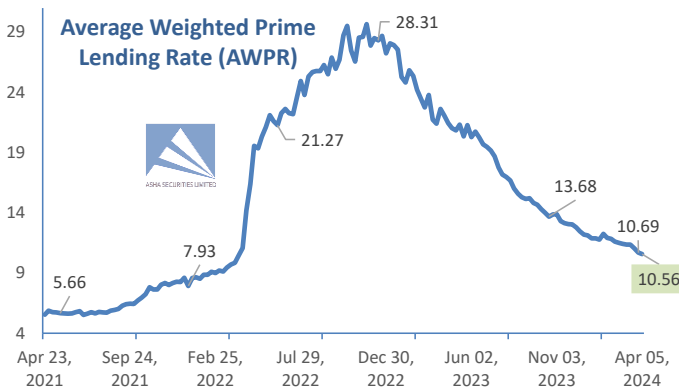
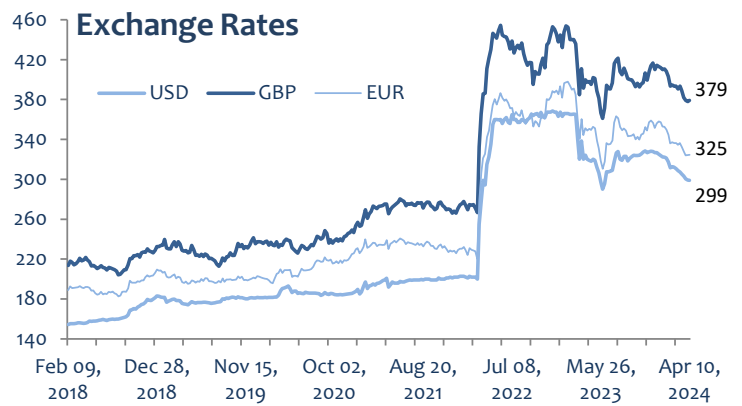
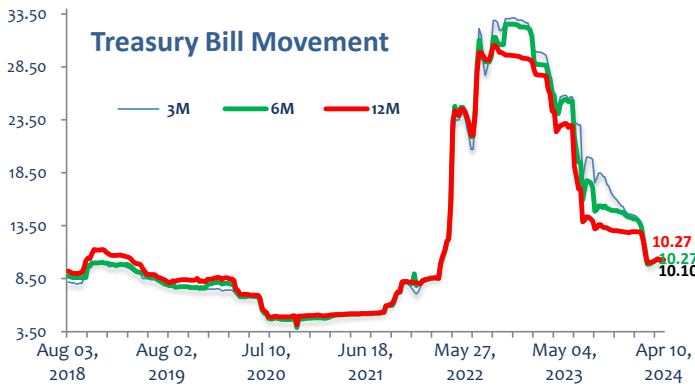
- (08 Apr) **SMB Finance PLC (SEMB)** proposes to **dispose** its **1.275Mn shares** in its subsidiary **SMB Money Brokers (Pvt) Ltd** for **LKR 2Mn**. SEMB has obtained approval CBSL, for the aforesaid sale.
- (09 Apr) CSE said, **5.28Mn new Ordinary Voting shares** of **Hunas Holdings PLC (HUNA)** have been **listed** with effect from **09th April 2024**, pursuant to a **Private Placement**.  
New shares were issued at **Rs. 25/- per share** for a total **consideration** of **LKR 132Mn** to **My Room Co. Ltd (Japan)**, in exchange of **acquiring a 22% shareholding** of **Kuruganga Hydro (Private) Limited**.

## Dealings by Directors

Counter	Nature	Director / Company involved	No of Shares	Price	Date
CFLB	Purchase	Mr. Anushman Rajaratnam	2,990	30.3, 30.5	05, 08 Apr 2024.
COCO	Disposal	Mr.S.V.Rajiyah Jointly with Mrs.J.J.B.A.Rajiyah	508,661	14.30	05 Apr 2024.
COCO	Disposal	Mr.S.V.Rajiyah	1,576,851	14.30	05 Apr 2024.
COCO	Purchase	Renuka Enterprises (Pvt) Ltd - Mr.S.V.Rajiyah	2,085,517	14.30	05 Apr 2024.
COCO	Purchase	Shaw Wallance & Hedges Ltd - Dr. S.R. Rajilah	100	14.40	08 Apr 2024.
COCO	Purchase	Joella Ceylon (Private) Limited - Mr.S.V.Rajiyah	100	14.40	08 Apr 2024.
HOPL	Purchase	Mr. S.C. Ganegoda	30,000	36.3 - 38.5	03 - 05 Apr 2024.
LDEV	Disposal	Mr. Anushman Rajaratnam	356,200	16.50	04 Apr 2024.
MARA	Purchase	Mr. Anushman Rajaratnam	257,482	3.5	04 Apr 2024.
RAL	Disposal	Mr.S.V.Rajiyah	1,922,925	3.70	05 Apr 2024.
TRAN	Disposal	Mr. N L Gooneratne	2,357	40.0 - 40.5	03, 04 Apr 2024

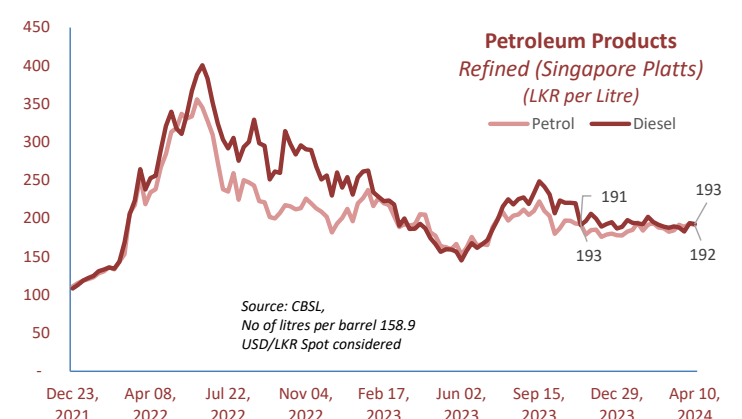
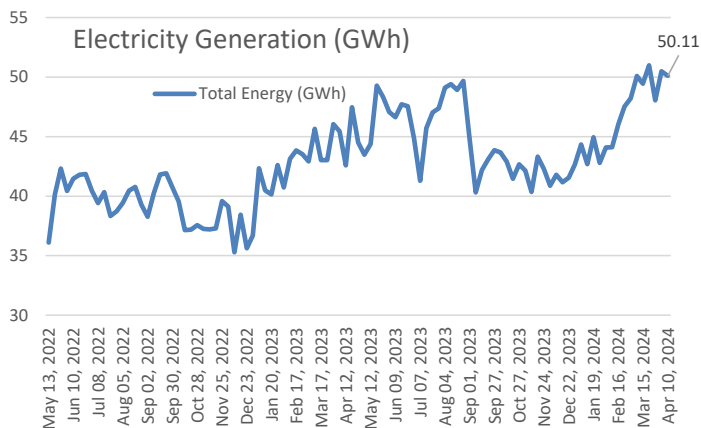
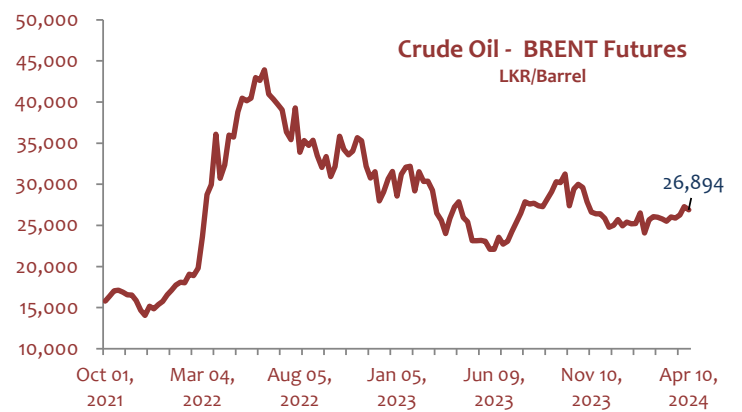
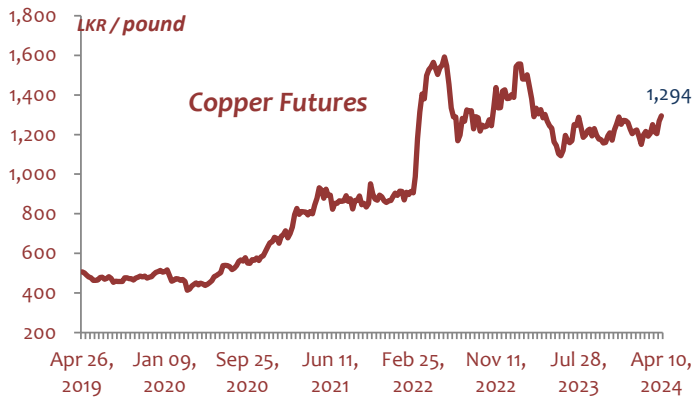
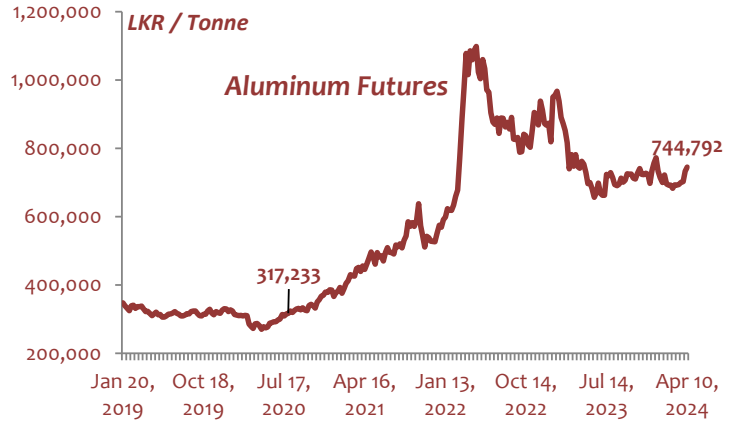
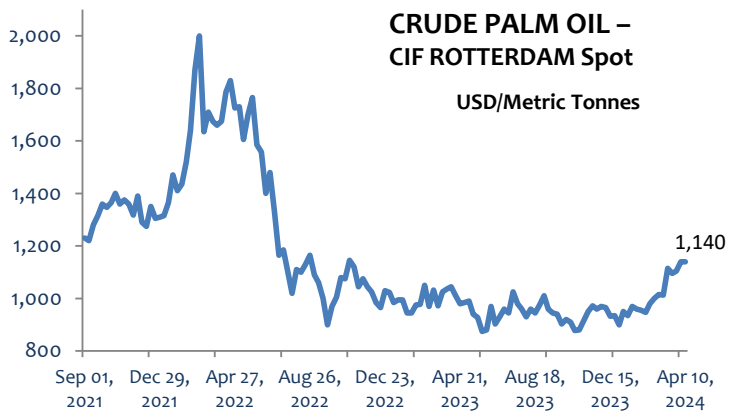
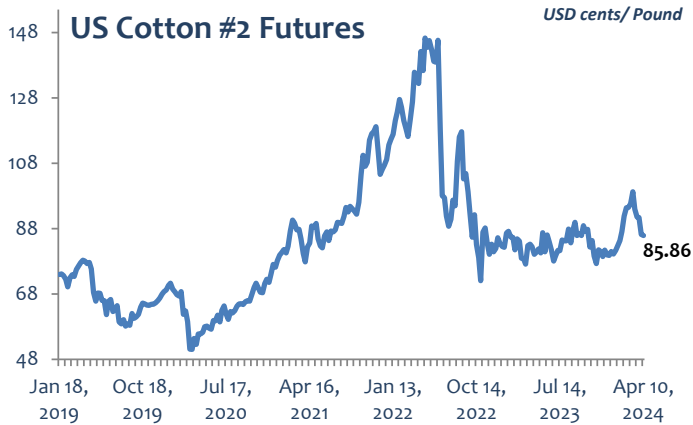
# Economic Indicators & Other Statistics

Source: investing.com & cbsl.gov.lk



# Economic Indicators & Other Statistics

Source: investing.com & cbsl.gov.lk



## Contact Information

### Head Office

#### Sales

Mr Upul Priyantha	upul@ashasecurities.net	+94 11 2429106
Mr J M Gamage	gamage@ashasecurities.net	+94 11 2429126
Mrs Vasantha Wicramasinghe	vasantha@ashasecurities.net	+94 11 2429114
Mrs Nilmini Hapuarachchi	nilmi@ashasecurities.net	+94 11 2429212
Mrs Chandrika Abeywickrema	chandrika@ashasecurities.net	+94 11 2429125
Mr Nuwan Hewage	nuwan@ashasecurities.net	+94 11 2429133
Mr Dhanushka Fernando	dhanushka@ashasecurities.net	+94 11 2429146
Mr. Janith Hettiarachchi	janith@ashasecurities.net	+94 11 2429118
Mr Buddika Jayasinghe	buddika@ashasecurities.net	+94 11 2429155
Mr Vidura De Zoysa	vidura@ashasecurities.net	+94 11 2429144

#### Research

Visaahan Arumainayagam	visaahan@ashasecurities.net	+94 11 2429139
Chamath Wickramaarachchi	chamath@ashasecurities.net	+94 11 2429137

### Regional Offices

#### Colombo (H/O)

# 60, 5th Lane,  
Colombo 03.  
Tel - 94 112429100  
Fax - 94 112429199

[www.ashasecurities.net](http://www.ashasecurities.net)  
[asl@ashasecurities.net](mailto:asl@ashasecurities.net)

#### Gampaha

Mr Nishantha Liyanaarachchi  
#47, Ward city,  
Queens Mary Road, Gampaha.  
Tel. 033 2234888  
[nish@ashasecurities.net](mailto:nish@ashasecurities.net)

#### Vavuniya

Mr C S Croos  
# 60, 1st cross Street  
Vavuniya. Tel. 0777111690  
[croos@ashasecurities.net](mailto:croos@ashasecurities.net)

#### Dambulla

Mr Roshan Helage  
# 521/2/1, Anuradhapura Road,  
Dambulla. Tel. 066 212 1380  
[roshan.h@ashasecurities.net](mailto:roshan.h@ashasecurities.net)

#### Matara

Mr Prasad Wijesinghe  
#24, 1st Floor, E.H. Cooray Tower,  
Anagarika Dharmapala Mw,  
Matara. Tel: 041 2235191-5  
[prasad@ashasecurities.net](mailto:prasad@ashasecurities.net)

#### Negombo

Mr Sanath Karunaweera  
#72 A 2/1,  
Old Chilaw Road,  
Negombo. Tel. 031 2227474  
[sanath@ashasecurities.net](mailto:sanath@ashasecurities.net)

#### Jaffna

Mr C S Croos  
#147, 2/3 K.K.S. Road,  
Jaffna. Tel. 0777111690  
[croos@ashasecurities.net](mailto:croos@ashasecurities.net)

#### Kandy

Mr Akila Ekanayake  
# 88, Ceybank House,  
Dalada Vidiya,  
Kandy. Tel. 081 2204750  
[akila@ashasecurities.net](mailto:akila@ashasecurities.net)

#### Kiribathgoda

Mr Muditha Egodawatta  
#94, Udeshi City Shopping Complex,  
2nd Floor, #2/22, Makola Road,  
Kiribathgoda. Tel. 011 2908511  
[muditha@ashasecurities.net](mailto:muditha@ashasecurities.net)

#### Panadura

Mr Vinod Ramanayake  
#51, 1/1, Horana Road, Panadura.  
Tel. 038 224 0393  
[vinod@ashasecurities.net](mailto:vinod@ashasecurities.net)

### Important Information

This document has been prepared and issued by Asha Securities Ltd, on the basis of publicly available information, internally developed data and other sources, believed to be reliable. Whilst all responsible care has been taken to ensure that the facts stated are accurate and the opinions given are fair and reasonable neither Asha Securities Ltd, nor any Director Officer or employee, shall in any way be responsible for any decisions made on its contents. Asha Securities Ltd may act as a Broker in the investments which are the subject of this document or related investments and may have acted upon or used the information contained in this document, or the research or analysis on which it is based, before its publication. Asha Securities Ltd., Its Directors, Officers or Employees may also have a position or be otherwise interested in the investments referred to in this document. This is not an offer to sell or buy the investments referred to in this document.