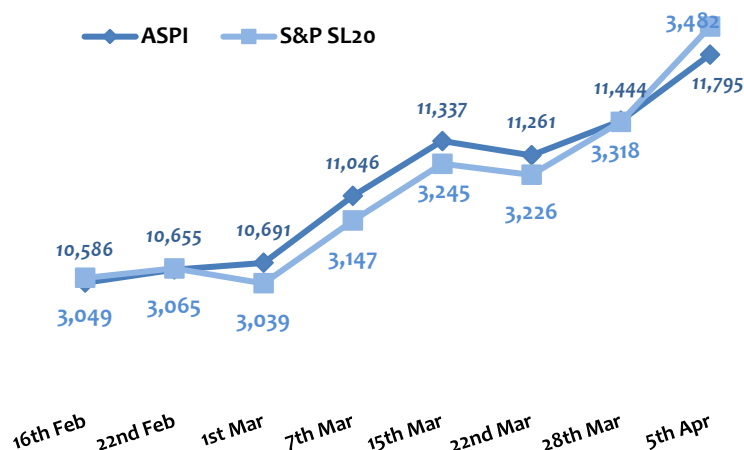


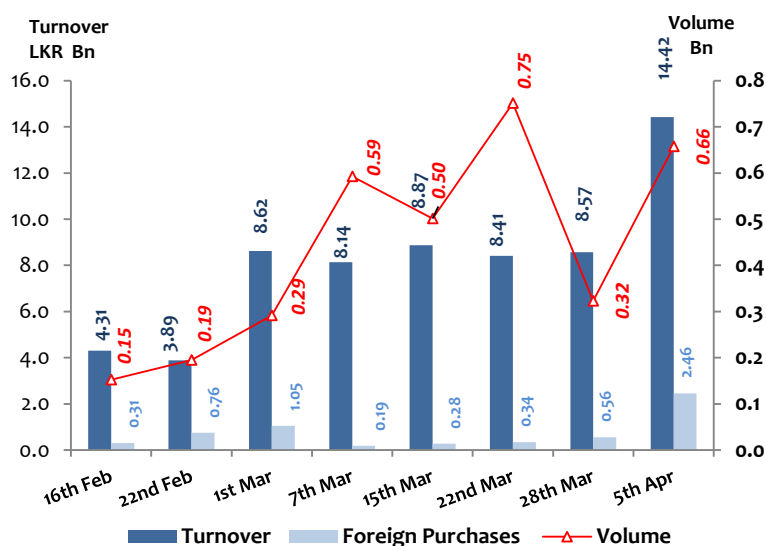
Market Statistics.

Index	5th Apr	28th Mar	Change	% Change
ASPI	11,795.5	11,444.4	↑ 351.1	↑ 3.07%
S&P SL20	3,481.5	3,317.6	↑ 163.9	↑ 4.94%
Market Statistics (Mn)		5th Apr	28th Mar	% Change
Turnover (LKR)		14,419.4	8,565.4	↑ 68%
Domestic Purchases		11,956.0	8,007.1	↑ 49%
Domestic Sales		12,809.9	8,158.8	↑ 57%
Foreign Purchases		2,463.3	558.3	↑ 341%
Foreign Sales		1,609.4	406.5	↑ 296%
Net Foreign Flow		853.9	151.7	↑ 463%
Share Volume (No.)		657.2	322.7	↑ 104%
Market Cap (Rs. Bn)		4,604	4,535	↑ 1.5%
PER		10.03	9.87	↑ 1.6%
PBV		1.00	0.98	↑ 2.0%

Market Indices.



Turnover, Volume and Foreign Purchase.



Performance of the Market

- Monday – Bourse opened on a subdued note as banks underwent post-dividend profit-taking. Block trades in TAP were executed at 25% below the previous closing price. However, speculation drove the stock price up, leading to over 20% gains by the end of the day. Renewed optimism surrounding external debt restructuring fueled strong buying interest in banks. ASPI gained 35 points (+0.3%). S&P SL20 gained 12 points (+0.4%). Turnover 4,129Mn.
- Tuesday – Bourse turned bullish from banking stocks. Buying activity observed across sectors, with minor profit-taking on LOLC group and few others. ASPI gained 69 points (+0.6%). S&P SL20 gained 21 points (+0.6%). Turnover 2,084Mn.
- Wednesday – Bourse opened sluggishly. However, strong buying pressure in banking stocks ignited a bullish turn. ASPI gained 77 points (+0.7%). S&P SL20 gained 43 points (+1.3%). Turnover 2,124Mn.
- Thursday – Fueled by continued strong buying interest in banking stocks, Bourse extended its winning streak to seven sessions. However, some profit-taking emerged in the latter part of the session. ASPI gained 74 points (+0.6%). S&P SL20 gained 44 points (+1.3%). Turnover 3,169Mn.
- Friday – Bourse opened subdued due to profit-taking, but sentiment turned positive on strong institutional investor participation in banking stocks. ASPI gained 97 points (+0.8%). S&P SL20 gained 44 points (+1.3%). Turnover 2,914Mn.
- **During the week** – ASPI range was 11,337 – 11,820 points while average daily turnover increased by 35% to 2.88Bn from 2.14Bn in the previous. Investors remained optimistic about equities, buoyed by the expectation of declining interest rates stimulating economic activity and boosting corporate profitability.

Sectoral Overview (GICS)

- Banks sector stood on top providing LKR 4,666Mn capturing 32% of the week's total turnover.
- Capital Goods and Consumer Durables & Apparel sectors stood second and third providing LKR 1,902Mn and LKR 1,882Mn respectively to the turnover.

Government securities

- **Weekly T-Bill Auction:** CB accepted 57.8Bn for 3 - months (offer 30Bn), 56.4Bn for 6 months (offer 60Bn), and 18.2Bn for 1 year (offer 45Bn). Accordingly, 132Bn (98%) of the 135Bn issue was subscribed at **Average Yields of 10.11%, 10.30%, and 10.28% changed by +4, +7 and 0 basis points respectively.** LKR 6.5Bn was raised at phase II.

Weekly Market Highlights & Statistics

Highest Turnover

Company Name	Share Vol.	Turnover (LKR)	Low (LKR)	High (LKR)	Cur.Week Close	Prv.Week Close	Change (LKR)	Change
AMBEON CAPITAL PLC	285,486,124	1,602,565,030	5.50	9.00	8.60	7.30	1.30	17.8%
HATTON NATIONAL BANK PLC	7,280,993	1,407,486,560	170.00	200.50	200.00	180.00	20.00	11.1%
SAMPATH BANK PLC	12,155,824	952,332,905	75.20	79.90	78.00	80.00	(2.00)	-2.5%
GALADARI HOTELS (LANKA) PLC	28,509,809	818,559,994	16.50	19.30	17.00	16.80	0.20	1.2%
COMMERCIAL BANK OF CEYLON	6,013,508	600,632,243	91.80	106.50	105.25	97.70	7.55	7.7%
JOHN KEELLS HOLDINGS PLC	2,409,739	477,870,900	193.25	199.75	199.00	194.00	5.00	2.6%

Highest Volume

Company Name	Share Vol.	Turnover (LKR)	Low (LKR)	High (LKR)	Cur.Week Close	Prv.Week Close	Change (LKR)	Change
AMBEON CAPITAL PLC	285,486,124	1,602,565,030	5.50	9.00	8.60	7.30	1.30	17.8%
GALADARI HOTELS (LANKA) PLC	28,509,809	818,559,994	16.50	19.30	17.00	16.80	0.20	1.2%
PAN ASIA BANKING CORPORATIO	19,636,744	431,743,167	20.60	23.00	22.90	21.30	1.60	7.5%
BROWNS INVESTMENTS PLC	19,516,433	103,279,748	5.20	5.50	5.30	5.40	(0.10)	-1.9%
SIERRA CABLES PLC	15,707,145	172,880,999	10.50	12.20	11.40	11.90	(0.50)	-4.2%
LOLC FINANCE PLC	12,956,125	69,720,632	5.20	5.60	5.40	5.50	(0.10)	-1.8%

Top Gainers

Company Name	VWA Week Close	Change (LKR)	Change %	Turnover (LKR)
S M B LEASING [X]	0.30	0.10	50.0	487,346
INDUSTRIAL ASPH.	0.40	0.10	33.3	958,314
RADIANT GEMS	108.50	24.50	29.2	5,161,636
VIDULLANKA [X]	6.60	1.00	17.9	2,504,058
AMBEON CAPITAL	8.60	1.30	17.8	1,602,565,030

Top Losers

Company Name	VWA Week Close	Change (LKR)	Change %	Turnover (LKR)
S M B LEASING	0.60	(0.10)	(14.3)	5,916,292
UB FINANCE	0.70	(0.10)	(12.5)	1,347,555
CEYLON BEVERAGE	1,349.50	(183.25)	(12.0)	646,199
EQUITY TWO PLC	37.40	(3.70)	(9.0)	125,307
HORANA	36.20	(3.30)	(8.4)	6,058,556

Crossings

Name	Symbol	Avg Price	Trades	T.Volume	Turnover
ACCESS ENGINEERING PLC	AEL.N0000	23.30	1	1,000,000	23,300,000
ALUMEX PLCC	ALUM.N0000	10.00	1	2,800,000	28,000,000
CENTRAL FINANCE	CFIN.N0000	111.00	1	287,924	31,959,564
CIC HOLDINGS PLC	CIC.N0000	76.20	1	450,000	34,290,000
COMMERCIAL BANK	COMB.N0000	105.00	1	500,000	52,500,000
GALADARI HOTELS (LANKA) PLC	GHLL.N0000	29.50	3	26,595,192	784,558,164
HATTON NATIONAL BANK PLC	HNB.N0000	194.02	8	1,460,218	283,309,100
HAYLEYS FABRIC PLC	MGT.N0000	42.00	1	590,000	24,780,000
HAYLEYS PLC	HAYL.N0000	85.00	4	2,848,141	242,091,985
HEMAS HOLDINGS	HHL.N0000	80.50	1	250,000	20,125,000
JOHN KEELLS HOLDINGS PLC	JKH.N0000	197.81	3	453,000	89,607,500
LANKA IOC	LIOC.N0000	117.00	1	400,000	46,800,000
LANKEM DEVELOPMENTS PLC	LDEV.N0000	17.00	1	4,500,000	76,500,000
LOLC HOLDINGS PLC	LOLC.N0000	400.00	1	100,000	40,000,000
MELSTACORP PLC	MELS.N0000	90.00	1	3,500,000	315,000,000
NAT. DEV. BANK	NDB.N0000	69.85	3	1,254,061	87,596,453
NATIONS TRUST BANK PLC	NTB.N0000	110.00	1	200,000	22,000,000
PAN ASIA BANKING CORPORATION PLC	PABC.N0000	21.60	2	2,000,000	43,200,000
SAMPATH BANK PLC	SAMP.N0000	78.34	7	3,463,775	271,346,398
SIERRA CABLES PLC	SIRA.N0000	11.00	2	6,600,000	72,600,000
Total			44	59,252,311	2,589,564,164
As a percentage of total Turnover					18%

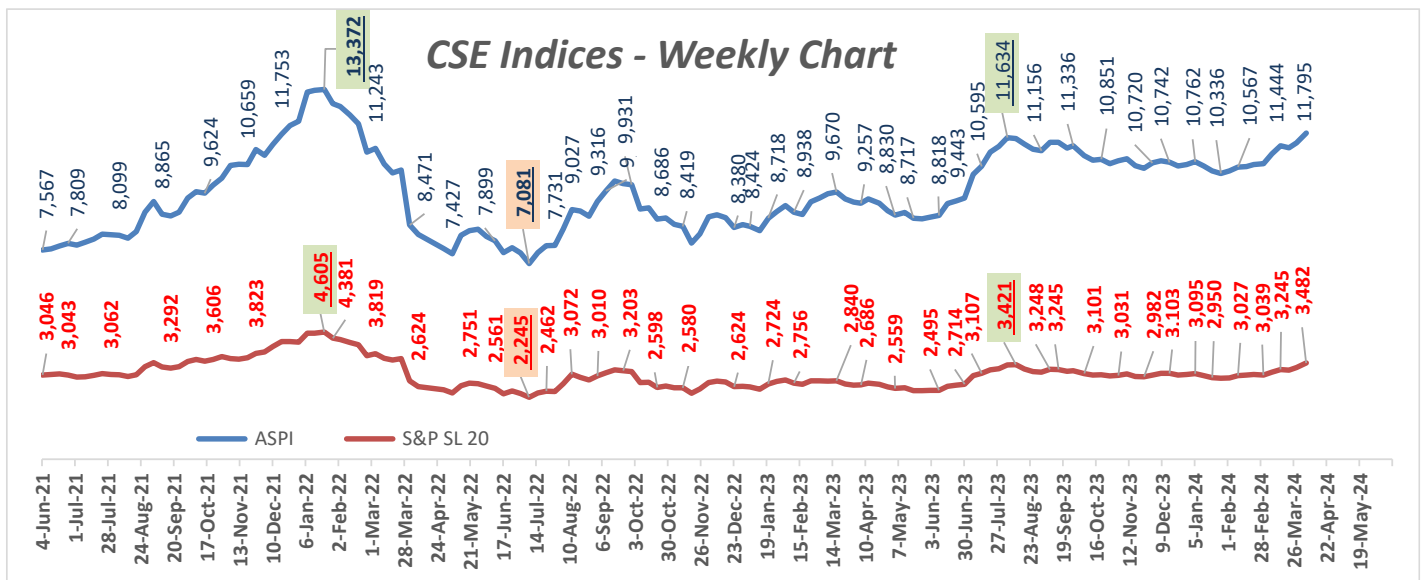
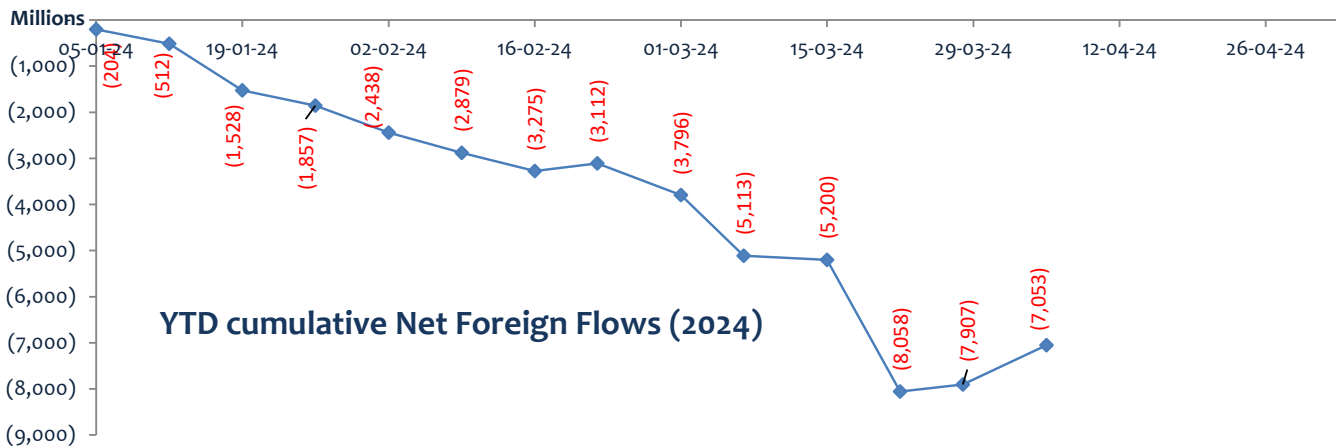
Foreign Transactions.

Company Name	Avg Price	Net change in Qty	Net Foreign Inflow
AMBEON CAPITAL	5.50	120,431,945	662,392,531
JKH	198.19	1,008,393	199,887,481
COMMERCIAL BANK (+)	103.65	1,348,932	139,939,021
AHOT PROPERTIES	66.65	1,489,492	99,267,516
HUNAS HOLDINGS	30.00	2,466,826	74,004,767
NATIONS TRUST (+)	110.36	451,280	49,801,799
SAMPATH (+)	78.28	569,222	44,672,429
DFCC BANK PLC	80.21	534,269	42,851,455
LB FINANCE	64.13	551,368	35,358,941
NAT. DEV. BANK (+)	74.00	309,327	22,890,188

Company Name	Avg Price	Net change in Qty	Net Foreign Outflow
MELSTACORP	91.02	(3,359,371)	(306,404,959)
HEMAS HOLDINGS	80.86	(1,227,332)	(99,239,337)
PAN ASIA BANK (+)	22.87	(1,878,933)	(43,062,549)
LMF	28.05	(1,054,823)	(29,592,328)
UNION ASSURANCE (+)	48.23	(556,690)	(26,884,920)
SEYLAN BANK (+)	49.53	(518,975)	(25,705,464)
HNB (+)	197.92	(120,530)	(23,923,435)
AITKEN SPENCE	128.75	(111,710)	(14,382,608)
GALADARI (+)	17.32	(612,815)	(10,614,877)
DISTILLERIES	26.8	(196,762)	(5,281,284)

Foreign Participation

- **Aggregate foreign purchase** for the Week totaled up to **LKR 2,463Mn.**
- **Foreign sales** for the Week amounted to **LKR 1,609Mn.**
- **Net foreign inflow** for the Week was **LKR 854Mn**, YTD net foreign outflow presently stands at **LKR 7,053Mn.**
- **TAP** notched the “Top Net Purchasers” slot with a net inflow of **LKR 662Mn** whilst **MELS** notched the “Top net Sellers” slot with a net outflow of **LKR 306Mn.**



Summary of Key Announcements during the week

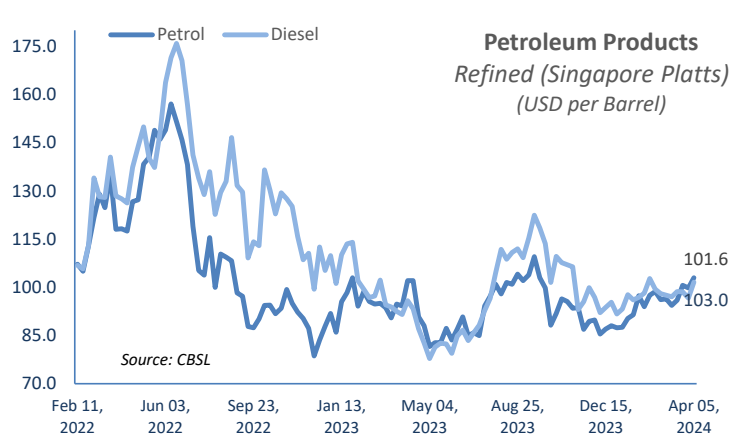
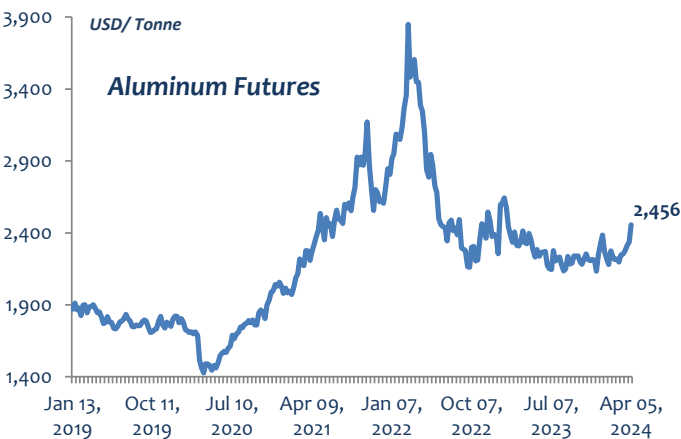
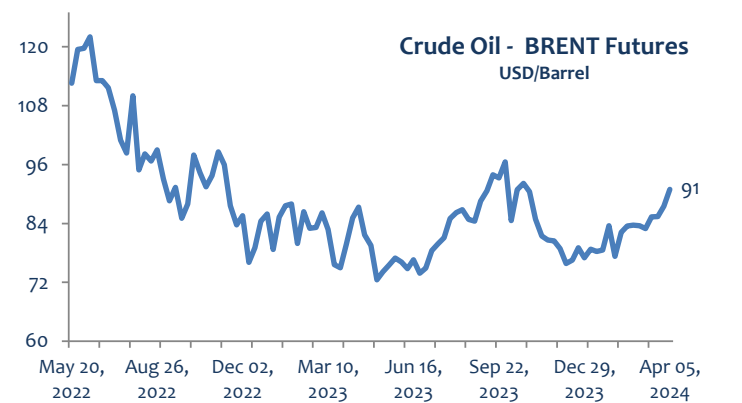
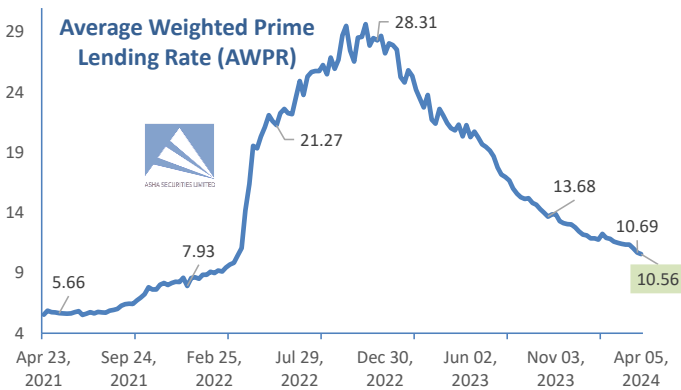
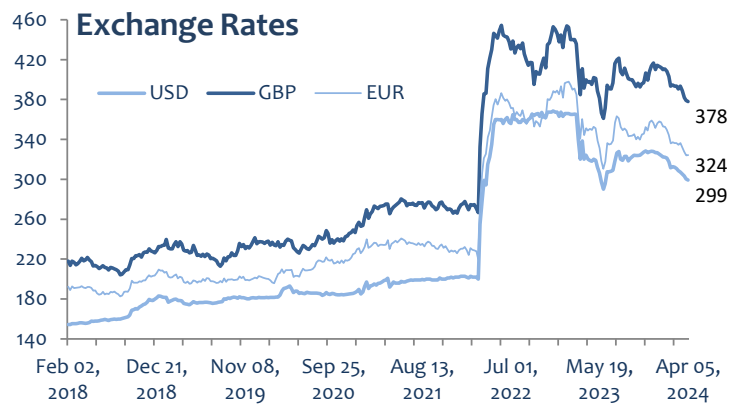
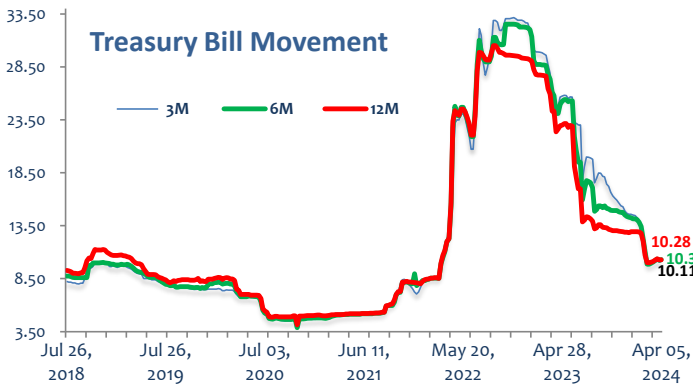
- (21 Mar) **SEC** has approved a new rule allowing **negotiation of brokerage fees for transactions valued at LKR 1Bn or more** on CSE. This decision **aims to improve market liquidity** and **align Sri Lanka's brokerage fees with other similar markets**. The new rule takes **effect on March 31st, 2024**.
- (26 Mar) Previously, there were regulations limiting **non-resident investor participation in Stock Borrowing and Lending (SBL)** transactions. However, after requests from the CSE, the Central Bank's Foreign Exchange Department (DFE) has changed the rules.
- (28 Mar) **Asia Capital PLC (ACAP)** said, it has successfully **negotiated** with the **Seylan Bank** to **stop the parate action**.
- (29 Mar) **Fitch Ratings** affirmed **AMW Capital Leasing & Finance PLC's (AMCL)** National Long-Term Rating at '**BBB'**.
- (01 Apr) **Seylan Bank** published a **notice to recover** a loan of **Rs. 1.05Bn** from **Lanka Realty Developments (Pvt) Ltd (ASCO)** by selling their land and buildings. **ASCO assures that they are taking steps to protect their interests**.
- (28 Mar) **Muller & Phipps (Ceylon) PLC (MULL)** further to its disclosure on 1 March 24 said, **MULL has invested a LKR 270 Mn** in its Subsidiary **Muller & Phipps (Health care) Limited** via **conversion of 154.5Mn debt** and **direct investment**.
- (02 Apr) **Lanka Rating Agency Ltd** has maintained the rating assigned to **Alliance Finance Company PLC (ALLI)** an entity rating (long term) of **BBB- with a stable outlook**.
- (02 Apr) **Net Asset Value** per unit of **CAL Five Year Optimum Fund (CALI.U)** as at 31 Mar 2024 is 11.96. (29 Feb - 11.83)
- (02 Apr) **Laxapana Batteries PLC (LITE)** has changed its name as **Laxapana PLC** effective from 1st April 2024.
- (02 Apr) **ARCASIA Investments & Trading (Pvt) Ltd** has purchased **120Mn shares (11.97% stake)** of **Ambeon Capital PLC (TAP)** on 1st April 2024. **ARRC Capital (Pvt) Limited** have **disposed 274Mn shares (27.32% stake)** of TAP on 1 Apr 2024.
- (03 Apr) CSE said, **market will be closed at 12.00 noon on Wednesday, 10 Apr 2024** in view of the additional half-holiday on account of Sinhala & Tamil New Year Day falling on Saturday 13th April 2024.
- (05 Apr) **Ambeon Holdings PLC (GREG)** has acquired **Green Field Ventures (Private) Limited**, a SPV holding 22% of the shares of **Eon Tee (Pvt) Ltd (Eon Tec)** for **LKR 800Mn** from **Finance Land and General (Private) Limited (FLGL)**.
Mr. Sanjeev Gardiner, Chairman/Director of GREG is also the Chairman/Director of FLGL.
With the above transection GREG has increased its stake in Eon Tec (Pvt) Ltd from 78% to 100%. Eon Tec holds 64.36% of the issued ordinary shares of Millenium I. T. E. S. P. (Private) Limited (MIT).
- (05 Apr) **Hatton National Bank PLC (HNB)** said, its MD/CEO **Mr. Jonathan Alles**, will be availing his **prior to retirement leave w.e.f. 5 Apr 24**. Board approved the appointment of **Mr. Damith Pallewatte** as **CEO** with effect **from 5 Apr 2024**.

Dealings by Directors

Counter	Nature	Director / Company involved	No of Shares	Price	Date
AGPL	Purchase	Mr. S.D.R. Arudpragasam	2,557,413	7.50	28 Mar 2024.
CFLB	Purchase	Mr. Anushman Rajaratnam	9,036	30.1 - 30.5	02, 04 Apr 2024.
MRH	Purchase	Mr. J. Asitha Panabokke	10,000	13.00	01 Apr 2024.
MRH	Purchase	Mr. P.B Panabokke	40,000	13.00	01 Apr 2024.
MRH	Purchase	Mr. D.L Panabokke	10,000	13.00	01 Apr 2024.
MRH	Purchase	Mr. J. A Panabokke	10,000	13.00	01 Apr 2024.
SIRA	Disposal	Mr. D S Panditha	3,685,582	10.5 - 11.9	28 Mar - 3 Apr 24.
TYRE	Purchase	Silverstock Ltd - Mr R C D De Silva	117,884	68.0 - 70.0	26,27 Mar 2024.
VLL	Purchase	Mr. Riyaz Sangani	196,847	7.00	28 Mar 2024.
VLL.X	Purchase	Dynawash Limited- Mr. Riyazi & Mr. Shahid	16,053	5.6, 5.7	27, 28 Mar 2024.
WAPO	Purchase	Mr.S.V.Rajiyah	1,500	29.30	28 Mar 2024.

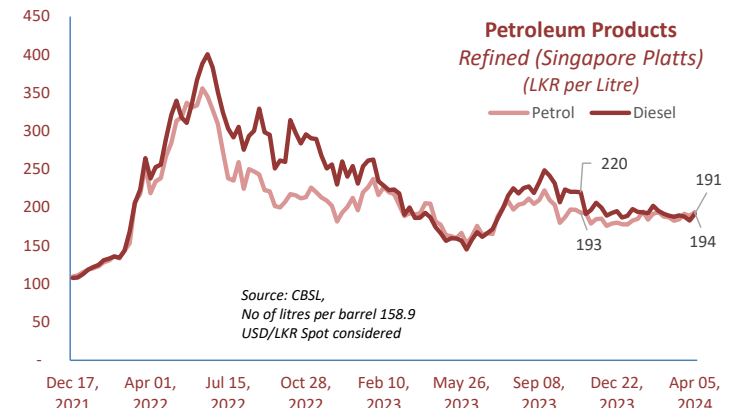
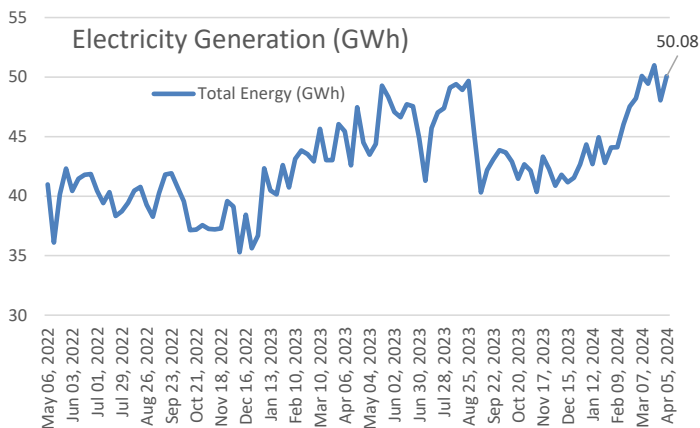
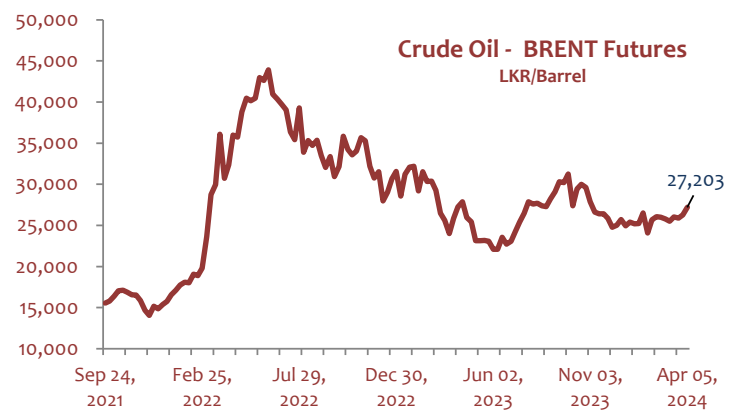
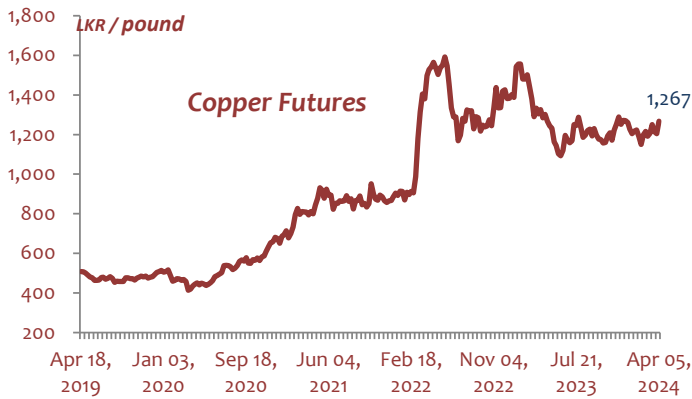
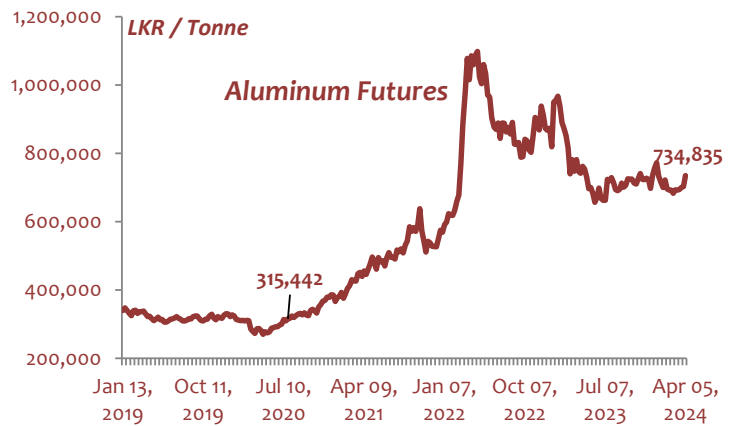
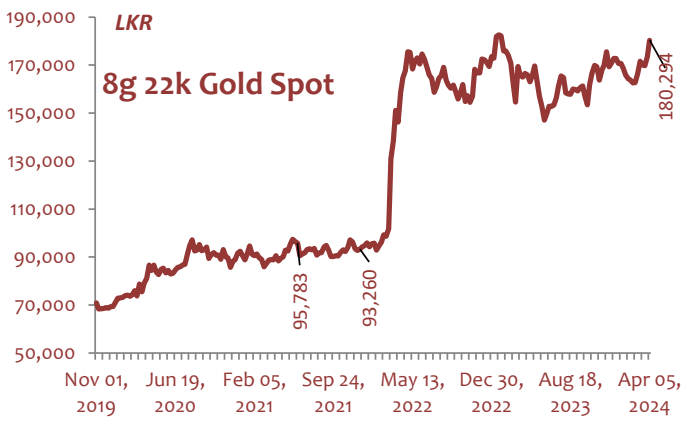
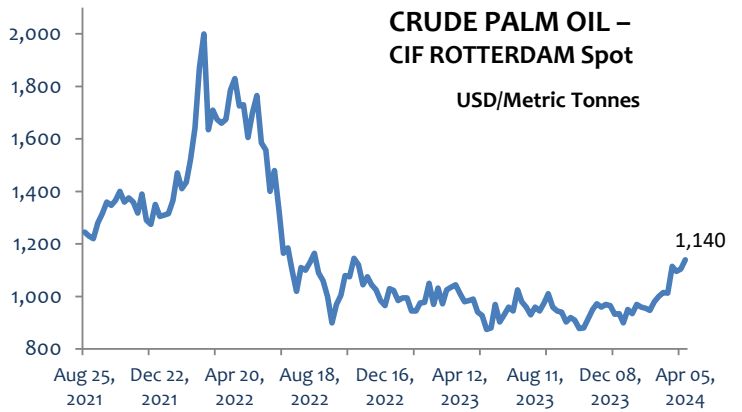
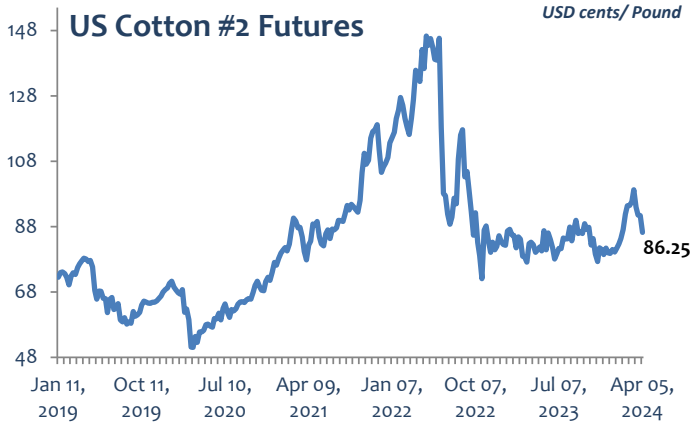
Economic Indicators & Other Statistics

Source: investing.com & cbsl.gov.lk



Economic Indicators & Other Statistics

Source: investing.com & cbsl.gov.lk



Contact Information

Head Office

Sales

Mr Upul Priyantha	upul@ashasecurities.net	+94 11 2429106
Mr J M Gamage	gamage@ashasecurities.net	+94 11 2429126
Mrs Vasantha Wicramasinghe	vasantha@ashasecurities.net	+94 11 2429114
Mrs Nilmini Hapuarachchi	nilmi@ashasecurities.net	+94 11 2429212
Mrs Chandrika Abeywickrema	chandrika@ashasecurities.net	+94 11 2429125
Mr Nuwan Hewage	nuwan@ashasecurities.net	+94 11 2429133
Mr Dhanushka Fernando	dhanushka@ashasecurities.net	+94 11 2429146
Mr. Janith Hettiarachchi	janith@ashasecurities.net	+94 11 2429118
Mr Buddika Jayasinghe	buddika@ashasecurities.net	+94 11 2429155
Mr Vidura De Zoysa	vidura@ashasecurities.net	+94 11 2429144

Research

Visaahan Arumainayagam	visaahan@ashasecurities.net	+94 11 2429139
Chamath Wickramaarachchi	chamath@ashasecurities.net	+94 11 2429137

Regional Offices

Colombo (H/O)

60, 5th Lane,
Colombo 03.
Tel - 94 112429100
Fax - 94 112429199

www.ashasecurities.net
asl@ashasecurities.net

Gampaha

Mr Nishantha Liyanaarachchi
#47, Ward city,
Queens Mary Road, Gampaha.
Tel. 033 2234888
nish@ashasecurities.net

Vavuniya

Mr C S Croos
60, 1st cross Street
Vavuniya. Tel. 0777111690
croos@ashasecurities.net

Dambulla

Mr Roshan Helage
521/2/1, Anuradhapura Road,
Dambulla. Tel. 066 212 1380
roshan.h@ashasecurities.net

Matara

Mr Prasad Wijesinghe
#24, 1st Floor, E.H. Cooray Tower,
Anagarika Dharmapala Mw,
Matara. Tel: 041 2235191-5
prasad@ashasecurities.net

Negombo

Mr Sanath Karunaweera
#72 A 2/1,
Old Chilaw Road,
Negombo. Tel. 031 2227474
sanath@ashasecurities.net

Jaffna

Mr C S Croos
#147, 2/3 K.K.S. Road,
Jaffna. Tel. 0777111690
croos@ashasecurities.net

Kandy

Mr Akila Ekanayake
88, Ceybank House,
Dalada Vidiya,
Kandy. Tel. 081 2204750
akila@ashasecurities.net

Kiribathgoda

Mr Muditha Egodawatta
#94, Udeshi City Shopping Complex,
2nd Floor, #2/22, Makola Road,
Kiribathgoda. Tel. 011 2908511
muditha@ashasecurities.net

Panadura

Mr Vinod Ramanayake
#51, 1/1, Horana Road, Panadura.
Tel. 038 224 0393
vinod@ashasecurities.net

Important Information

This document has been prepared and issued by Asha Securities Ltd, on the basis of publicly available information, internally developed data and other sources, believed to be reliable. Whilst all responsible care has been taken to ensure that the facts stated are accurate and the opinions given are fair and reasonable neither Asha Securities Ltd, nor any Director Officer or employee, shall in any way be responsible for any decisions made on its contents. Asha Securities Ltd may act as a Broker in the investments which are the subject of this document or related investments and may have acted upon or used the information contained in this document, or the research or analysis on which it is based, before its publication. Asha Securities Ltd., Its Directors, Officers or Employees may also have a position or be otherwise interested in the investments referred to in this document. This is not an offer to sell or buy the investments referred to in this document.